

SCANMASKIN
MACHINES-MINERALS-KNOW-HOW



Grinding guide



Grinding guide

<i>What can I grind?</i>	<i>Grinder</i>	<i>Tools 1st choiche</i>	<i>Tools 2st choiche</i>	<i>Tools 3rd choiche</i>	<i>Step 2</i>	<i>Step 3</i>	<i>Step 4</i>	<i>Step 5</i>	<i>Step 6</i>	<i>Step 7</i>
<i>Shiny concrete floors - 4 grinding steps</i>	330/450/500/650/700/1000	Green SCM	Blue SCM		White SCS	RDC MAX Black	RDC MAX Blue	Dancer 3	Dancer 4	
<i>Shiny concrete floors - 7 grinding steps</i>	330/450/500/650/700/1000	Green SCM	Blue SCM		White SCS	Yellow SCS	RDC Blue	RDC Red	RDC white	RDC green
<i>Hard concrete</i>	330/450/500	Green SCSS	Green SCS	Blue SCSS						
<i>Hard concrete</i>	650/700	Green SCM	Green SCS	Blue SCM						
<i>Hard concrete</i>	1000	Green SCL	Green SCM	Blue SCL						
<i>Rain damaged concrete</i>	330/450/500	Black SCXXX	Blue SCXXX	Black SCXX						
<i>Rain damaged concrete</i>	650/700/1000	Black SCXXX	Blue SCXXX	Black SCXX						
<i>Normal concrete</i>	330/450/500	Blue SCM	Blue SCL	Blue SCS						
<i>Normal concrete</i>	650/700/1000	Blue SCX	Blue SCXX	Blue SCM						
<i>Putty</i>	330/450/500	Blue SCS	Blue SCM	Blue SCSS						
<i>Putty</i>	650/700/1000	Blue SCM	Blue SCL	Blue SCS						
<i>Self-leveling concrete</i>	330/450/500	Blue SCXXX	Blue SCXX	Black SCXXX						
<i>Self-leveling concrete</i>	650/700/1000	Blue SCXXXX	Blue SCXXX	Black SCXXXX						
<i>Epoxy coating</i>	330/450/500/650/700/1000	Blue SCM	Blue SCS	Blue SCL						
<i>Acrylic coating</i>	330/450/500/650/700/1000	Blue SCL	Blue SCM	Black SCS						
<i>Terrazzo - concrete</i>	330/450/500/650/700/1000	Blue SCM	Blue SCL		Green SCS	White SCS	Yellow SCS			
<i>Terrazzo - epoxy</i>	330/450/500/650/700/1000	Green SCSSS	Blue SCSSS		White SCS	Yellow SCSS				
<i>Marble</i>	330/450/500/650/700/1000	White SCM			Yellow SCS	RD 200	RD 400	RD 800	RD 1500	
<i>Granite</i>	330/450/500/650/700/1000	White SCSS			Yellow SCSSS	RD 200	RD 400	RD 800	RD 1500	
<i>Wood floors</i>	450	SC RIV 30	SC RIV 20		SP 40	SP 60	SP 80	SP 100	SP 120	
<i>Parquet</i>	450	SP 40	SP 36	SP 60	SP 60	SP 80	SP 100	SP 120		

Grinding guide

What to grind away?	Grinder	Tools 1st choice	Tools 2nd choice	Tools 3rd choice
<i>Colour</i>	330/450/500/650/700/1000	SC Piranha	SC Tiger Silver	Silver SCM
<i>Carpet Sealing</i>	330/450/500/650/700/1000	SC Piranha	SC Tiger Silver	SC Tiger Gold
<i>Asphalt Sealing with asbestos</i>	330/450/500/650/700/1000	SC Piranha	SC Tiger Silver	SC Tiger Gold
<i>Asphalt Sealing asbestos-free</i>	330/450/500/650/700/1000	SC Piranha	SC Tiger Silver	SC Tiger Gold
<i>Epoxy Coating 2-3mm</i>	500/650/700/1000	SC Tiger Twin	SC Tiger Gold	SC Tiger Silver
<i>Epoxy Coating 2-3mm Sand-filled</i>	500/650/700/1000	SC Tiger Twin	SC Tiger Gold	SC Tiger Silver
<i>Putty</i>	500/650/700/1000	SC Tiger Twin	SC Tiger Gold	SC Tiger Silver
<i>Plastic Slabs</i>	500/650/700/1000	SC Tiger Twin	SC Tiger Gold	SC Tiger Silver
<i>Fix and sealants from wall and floor tiles</i>	330/450/500	SC Tiger Silver	SC Piranha	SC Tiger Gold
<i>Fix and sealants from wall and floor tiles</i>	650/700/1000	SC Tiger Gold	SC Tiger Silver	SC Piranha

Snap-On segments used to grind hard concrete.



Green SCS

The Green SCS is a tool with a soft binding that has many fine-grained diamonds that grind the floor surface.



Green SCM

The Green SCM is a tool with a medium hard binding with many fine-grained diamonds that grind the floor surface.



Blue SCS

The Blue SCS is a tool with a soft binding that has medium-sized diamonds that grind the floor surface.

Our variety of standard hardness at the segment

Description:	Description of segment:	Example of use:
SCSSSS:	Extremely soft	For concrete floors with a glossy, hard surface
SCSS:	Extra soft	Extra hard concrete
SCS:	Soft	Hard concrete
SCM:	Medium hard	Normal concrete for aggressive sanding
SCL:	Hard	Normal concrete with a longer life
SCX:	Extra hard	Soft concrete and fillers remnants
SCXX:	Very hard	Rain damaged concrete, rough concrete surface
SCXXX:	Extremely hard	Newly cast concrete
SCXXXX:	Special Segments	

Snap-On segments used to grind porous, rain damaged and soft concrete.



Black SCXXX

The Black SCXXX is a tool with an extremely strong binding that has medium rough diamonds that grind the floor



Blue SCXXX

The Blue SCXXX is a tool with an extremely strong binding that has medium-sized diamonds that grind the floor



Black SCXX

The Black SCXX is a tool with an very strong binding that has medium rough diamonds that grind the floor surface.



Snap-On segments, to be used for grinding normal concrete

1.



Blue SCM

The Blue SCM is a tool with a medium hard binding that has medium-sized diamonds that grind the floor surface.

2.



Blue SCL

The Blue SCL is a tool with a hard binding that has medium-sized diamonds that grind the floor surface.

3.



Blue SCS

The Blue SCS is a tool with a soft binding that has medium-sized diamonds that grind the floor surface.

Our variety of standard hardness at the segment

Description:	Description of segment:	Example of use:
SCSSSS:	Extremely soft	For concrete floors with a glossy, hard surface
SCSS:	Extra soft	Extra hard concrete
SCS:	Soft	Hard concrete
SCM:	Medium hard	Normal concrete for aggressive sanding
SCL:	Hard	Normal concrete with a longer life
SCX:	Extra hard	Soft concrete and fillers remnants
SCXX:	Very hard	Rain damaged concrete, rough concrete surface
SCXXX:	Extremely hard	Newly cast concrete
SCXXXX:	Special Segments	

SCAN COMBIFLOOR Shiny concrete floors

1.



Green SCM

The Green SCM is a tool with a medium hard binding with many fine diamonds that grind the floor surface.



Impregnate the surface with SC-Proof, spray the surface with 0,1 litre / m². Let dry.

2.



White SCS

The White SCS is a tool with a soft binding with very fine diamonds that grind the floor surface.

3.



RDC Max Black

This first polishing step for ScanCombifloor.



4.



RDC Max Blue

The second polishing step for ScanCombifloor.



Impregnate the surface with SC-shine. Spray on and work it in with a microfiber cloth. Consumption is approx 0,02 liter/ m². Let dry.



Scan Pad Dancer 3

Polish the surface with Scan Pad Dancer No.3 with your grinding machine or "High-Speed" machine.



Impregnate the surface with SC-shine. Spray on and work it in with a microfiber cloth. Consumption approx 0,02 liter / m². Let dry.



Scan Pad Dancer 4

Polish the surface with Scan Pad Dancer No.4 with your grinding machine or "High speed"-machine.

The floor is ready to use!

Snap-On and RD segments to be use for grinding granit, marble or sandstone

1.



SCM White

Use the SCM White for marble and sandstone and the SCS White for granite (always use water when grinding granite) if you want to grind down the surface in order to remove deep scratches, start grinding with this tool. Snap-On SCM White is a medium hard tool with very fine-grained diamonds that grinds the surface. You can grind both wet or dry with this tool.


2.



SCS Yellow

Use the SCS Yellow for marble and sandstone and use the SCS Yellow for granite (always use water when grinding granite) If you use the SCM White as a first step, it is recomended that you use the SCS Yellow as a second step to eliminate any possibility of grinding roses. This tool can be used on either wet or dry.

Step 3/Step 1:



RD Orange

The RD Orange is a unique tool that enables you to grind natural stone when it is dry. With this tool you can produce a naturally beautiful surface. The RD Orange can either be used after completing the metal bound steps or as a first step when no metal-bound grinding is necessary. The RD tools can only be used for dry-grinding, however, you may need to moisten the surface when grinding/polishing granite.


Step 4/Step 2:



RD Black

(You may need to moisten the surface when grinding/polishing granite with this tool)


Step 5/Step 3:



RD Blue

(You may need to moisten the surface when grinding/polishing granite with this tool)


Step 6/Step 4:



RD Red


(You may need to moisten the surface when grinding/polishing granite with this tool)

Step 7/Step 5:



RD White

Step 8/Step 6:



RD Yellow

Step 9/Step 7:



RD Green

These segments are used the when to grind granite, marble or sandstone



*Mix SC-Shine with 50% water.
Impregnate the surface with SC-Shine and the water mixture. Spray on and work it in with a microfibre cloth. Consumption approx 0,02 litre / m². Let dry.*



Polish the surface with Scan Pad Dancer No.3 with your grinding or "High speed"-machine.



*Mix SC-Shine with 50% water.
Impregnate the surface with SC-Shine and the water mixture. Spray on and work it in with a microfibre cloth. Consumption approx ca 0,02 Litre / m². Let dry.*



Polish the surface with Scan Pad Dancer No.4, using your grinding or "High speed"-machine.

The floor is ready to use!

Segments used to grind hardwood flooring using a ScanCombiflex 450

1.



SC-Scratch with claw

The SC-Scratch with a claw can only be used when the flooring has a heavy coat of paint, varnish, remnants of carpet glue or other adhesives. Make sure to clean the floor before you begin the grinding process.

2.



SC-Scratch

The SC-Scratch tool is available with different grades of coarseness on the surface of the tool. Which one to use depends on how aggressive the grinding needs to be. The three degrees of coarseness available are:
-Rough -Medium-Fine

3.



SC-Sandpaper

Our sandpaper is available in all types of coarseness which will help you achieve optimal results. #16, #24, #30, #36, #40, #60, #80, #100, #120.

1. Turn on Your Snap-On Velcro fastening
2. Put on the middle cushion.
3. Put on the sandpaper of choice.
4. Start grinding.



Segments used to grate off coating from the existing surface finish

1.



Snap-On Twin Tiger

A very aggressive tool used to grate off thick layers of coating from hard finish. With Twin Tiger you can scrub off up to 7 mm if you use a large Scan Combiflex grinding machine (SC650, SC700RC or SC1000RC).

2.



Snap-On Tiger Gold

An aggressive tool that is used to scratch away thick and thin coatings. You can combine this tool with a grinding tool like the SCXXX Black or Blue if you want to release pressure from the surface while still effectively scratching off the coating. This tool is used most successfully together with our large machines (SC650, SC700RC and SC1000RC)

3.



Snap-On Tiger Silver

An aggressive tool that is used to grate away coatings that are between 1-2mm thick. You can combine this tool with a grinding tool like the SCXXX Black or Blue if you want to release pressure from the surface and / or get a grind effect while you grate. This tool is best used together with our machines (Sc330, Sc450 and SC500)

4.



Snap-On Piranha

A very useful tool used when removing thin coatings from concrete surfaces. Is used to remove paint, flake flooring glue, remnants of carpet etc. The Snap-On Piranha removes coating from the concrete or the stone with the minimum possible damage on the surface of the coating. Porous, soft concrete floors can tear on the tool.

Tools to use when grinding

1.



Snap-On Silver

This is a tool with very rough diamonds to scrub the surface and get it clean from concrete membrane or coating.

2.



Snap-On Black

This is a tool with rough diamonds for rough grinding of the surface. This is a useful tool to use before any coating of the surface with putty, thermoset coatings or tiles etc.

3.



Snap-On Brown

This tool has medium coarseness, we offer a small selection of tools for grindings that are in the range between coarse and fine.

4.



Snap-On Blue

This is a tool for fine grinding before painting or thinner coatings.

5.



Snap-On Green

This tool provides a very fine and smooth surface. Snap-On Green is perfect to grind with before varnishing or before any other thin surface protection is used. Snap-On green is also our first step for Scan Combifloor, shiny concrete floors.

6.



Snap-On Red

A very fine grinding step. This tool is sometimes used between Green and White for Scan Combifloor or as a grinding step for fine grinding of concrete, terrazzo or natural stone.

7.



Snap-On White

This tool provides a very nice and smooth surface. We recommend that you use the Snap-On White as the second step in our system Scan Combifloor. Use after you have grinded the floor with Snap-On Green. Snap-On White is also ideal for grinding natural stone, both wet or dry.

8.



Snap-On Yellow

This tool is used if you want to add a grinding step to our Scan Combifloor system in order to increase the life of the plastic bound polishing tools. Snap-On Yellow is good to use when grinding natural stone, both wet or dry.

Tools polishing



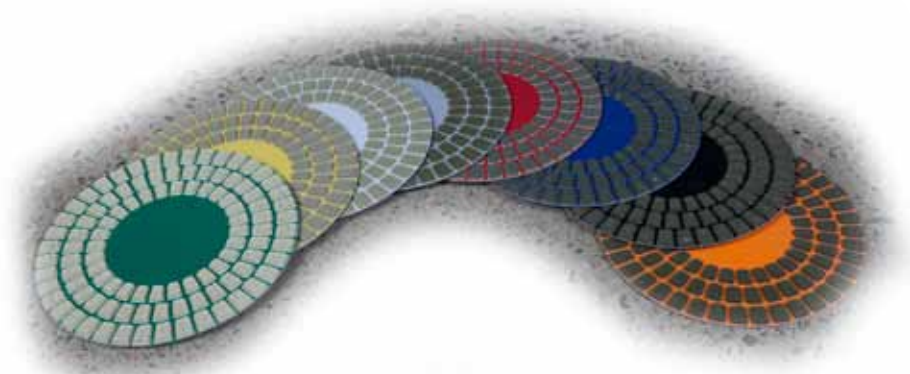
RDC Max

This is our most efficient and most economic choice when polishing concrete (including terrazzo). A polishing tool with a long durability which gives a glossy effect on the polished flooring. RDC MAX is used dry. RDC MAX best suited for use with our ScanCombiflex 650, 700RC, 1000RC.

We can offer You RDC MAX in several different degrees of coarseness:
RDC MAX GREY (coarsest)
RDC MAX BLACK
RDC MAX BLUE
RDC MAX RED
RDC MAX WHITE
RDC MAX YELLOW
RDC MAX GREEN (finest)

RD

RD is our unique system that allows you to grind and/or polish old natural stone floors in order to achieve a glossy finish when completely dry. Using this method, there is no need for water in the process and the absorption and purification of this. RD are discs that you attach to a special medium pillow with velcro. The RD-method is a dry, simple and a very effective way to grind and polish all types of



RDC

This is our original tool for polishing concrete (even terrazzo). RDC is a cheaper tool than MAX, but it does not have the same durability. RDC is best suited with our ScanCombiflex 330, 450, 450NS, 500i, 500PD



RDC Black



RDC Blue



RDC Red



RDC White



RDC Yellow



RDC Green

Tools



Tiger 125: For removal of thicker coatings from concrete.




Claw 125: For removal of thinner coatings and when the surface under the coating that shall be removed is sensitive.



Turbo 125: An efficient and durable grinding plate for rough grinding.



Elastic metal 125: For grinding in different coarsenesses on concrete, terrazzo and natural stone. Shall be used prior to thinner coatings or polish in order to avoid grinding rings on the foundation.



Poler pads 125: : for polishing on wet or dry concrete, terrazzo or natural stone.

Scan Pad Dancer

Scan Pad Dancer is our efficient diamond impregnated PAD-Rondell. With Scan Pad Dancer you can easily polish your Scan Combifloor Shiny Concrete Floor to a glossy finish. Scan Pad Dancer can be used as a rondell on the cleaning machine for Scan Combifloor or other shiny concrete floors. Scan Pad Dancer is to a big advantage for maintenance of industrial floors, terrazzo, natural stone and plastic flooring. Scan Pad Dancer is available in four types of coarseness:



Scan Pad Dancer Nr 1 Red (Coarsest)



Scan Pad Dancer Nr 2



Scan Pad Dancer Nr 3



Scan Pad Dancer Nr 4



Grinders - Scan Combiflex



Scan Combiflex 1000RC

Our new model is a robust, stable machine made for grinding large areas. Scan Combiflex 1000, is the first grinding machine that combines the strength between the grinding method with six grind plates rotating on a large plate that rotates in the opposite direction. This makes it possible to grind with higher speed and more weight on the machine.

We have a patented operating system for stable, even grinding. Radio control allows the operator to concentrate on emptying the dust separator and managing cables while the machine is working.

Our battery backup operation with charger is another advantage, making it easy to load and unload the machine during transport. We have also designed the operating system and radio control ergonomically to avoid the operator being subjected to vibrations and load injury.

Technical Data 1000RC

Motor power: 15 kW

Voltage: 3 x 400 V

Current: 32 Amp

Frequency: 50/60 Hz

Weight: 700 kg

Speed: 300-950 rpm

Grinding width: 1000 mm

Grinding plates: 6 x 240mm

Radio controlled

Battery backup for transport

Radio frequency: bluetooth

Watertank: Extra feature

We recommend ScanDust 6000

Grinders - Scan Combiflex



Scan Combiflex 700RC

Our new model is a robust, stable machine made of steel for grinding large areas. Our unique operating system with automatic control via a joystick gives the machine an even grinding speed. This reduces the cost of the grinding units, maintenance costs are reduced and the machine gets a longer life.

We have a patented operating system for stable, even grinding. Radio control allows the operator to concentrate on emptying the dust separator and managing cables while the machine is working.

Our battery backup operation with charger is another advantage, making it easy to load and unload the machine during transport. We have also designed the operating system and radio control ergonomically to avoid the operator being subjected to vibrations and load injury.

Technical Data 700 RC

Power choice: 7,5 kW* / 11 kW

Voltage choice: 3 x 400 Volt* / 3 x 230 Volt

Current: 16 Amp* / 32 Amp

Frequency: 50/60Hz

Weight: 470 kg

Speed: 300-900/min

Grinding width: 700 mm

Grinding plates: 3 x 240mm

Radio-controlled

Battery backup for transport

Radio frequency: bluetooth

We recommend ScanDust 6000

**Standard*

Grinders - Scan Combiflex



Scan Combiflex 650

More even grinding. Ergonomically designed. Patented operating system.

Our new model is a robust, stable machine made of steel for grinding large areas.

We have also designed the operating system ergonomically to avoid the operator being subjected to vibrations and load injury.

Technical Data 650

Motor power: 7,5 kw

Voltage choice: 3 x 400 V* / 3 x 230 V / [1 x 230 V, 4kW motor]

Current: 16 Amp* / 32 Amp

Frequency: 50/60 Hz

Speed: 500-1100/min

Weight: 320 kg

Grinding width: 650 mm

Grinding plates: 3x210 mm

Watertank: Extra feature

We recommend ScanDust 6000

*Standard

Grinders - Scan Combiflex



Scan Combiflex 500PD with water tank

The Scan Combiflex 500PD (power drive) is the first grinding machine to combine the advantages of a grinding system that features three grinding discs rotating on a larger disc rotating in the opposite direction, with the capability to grind at high disc speed and heavier machine weight.

This provides the operator with a very effective and strong machine for grinding concrete and stone surfaces, but the main benefit is seen when cleaning up and removing paint, coatings and contaminants from floor surfaces.

The Scan Combiflex 500PD is made entirely of steel without any fragile plastic parts. The design, featuring very robust disc carriers, reduces vibrations and enables the machine to follow irregularities on floor surfaces. This results in high operational reliability, without standstills and maintenance.

The Scan Combiflex 500PD is the optimal machine for grinding concrete, stone and terrazzo. The machine is very effective in removing paint, carpet glues, coatings, putties, etc. For the Scan Combiflex 500i, there is a wide range of grinding units, removal units and sand papers for varying surfaces and conditions.

Technical Data 500 PD water tank

Motor power: 4 kW

Voltage choice: 3 x 400 V* / 3 x 230 V / 1 x 230 V

Current: 16 Amp* / 32 Amp

Frequency: 50/60Hz

Speed: 500 - 1000/min

Weight: 170 kg

Grinding width: 500 mm

Grinding plates: 3 x 150 mm

Water tank 18 liters

We recommend ScanDust 2800

****Standard***



Scan Combiflex 500i

The Scan Combiflex 500i is the first grinder to combine the advantages of a grinding system that carries three grinding discs on a larger disc rotating in the opposite direction, with the capability to grind at high disc speed and heavier machine weight. This provides users with a very effective and strong machine for grinding concrete and stone surfaces, the main benefit is seen when cleaning up and removing paint, coatings and contaminants from floor surfaces.

The Scan Combiflex 500i is made entirely of steel without any fragile plastic parts. The design, featuring very robust disc carriers, reduces vibrations and enables the machine to follow irregularities on floor surfaces. This results in high operational reliability, without standstills and maintenance. The Scan Combiflex 500i is the optimal machine for grinding concrete, stone and terrazzo. The machine is very effective in removing paint, carpet glues, coatings, putties, etc. For the Scan Combiflex 500i, there is a wide range of grinding units, removal units and sand papers for varying surfaces and conditions.

Technical Data 500i

Motor power: 4 kW

Voltage: 3 x 400 V

Current: 16 Amp

Frequency: 50/60 Hz

Speed: 1430 /min

Weight: 160 kg

Grinding width: 500 mm

Grinding plates: 3 x 150 mm

We recommend ScanDust 2800 L



Scan Combiflex 450

Here is our new model, Scan Combiflex 450. This is the perfect machine for floorlayers and smaller renovating business etc.

Scan Combiflex 450 is more flexible, a bit simpler to use and much cheaper, which makes it ideal for rental. The efficiency is still the same as in the Scan Combiflex 45!

With Scan Combiflex 450 you can:

- Remove lighter coatings with SC-Tiger Silver.*
- Use our different Snap-On tools for rough and fine grinding.*
- Dry-polish concrete and terazzo.*
- Grind wooden floors.*

Technical Data 450

Motor power : 1,5 kW

Voltage choice: 1 x 230 V / 1 x 120 V

Current: 10 Amp / 18 Amp

Frequency: 50/60 Hz

Speed: 950/min

Grinding width: 450 mm

Grinding disc: 3 x 150 mm

Weight: 90 kg

We recommend ScanDust 2800

Grinders - Scan Combiflex



Scan Combiflex 450 NS

The Scan Combiflex 450 NS is the first machine in a new generation of floor grinding machines that combines the small format with high grinding power. Despite its lightness (100 kg) it is a very robust machine. There are no plastic parts and except for the water tank everything is made out of steel. This makes Scan Combiflex to a very durable and stable machine to operate. The design with flexible discs reduces vibrations and enables the machine to easily follow irregularities on the floor surface. Single-phase power further confirms Scanmaskin's focus on user friendliness and flexibility.

The Scan Combiflex 450 NS is intended for grinding concrete, stone and putty. It removes paint, carpet residues and contaminants without problem. There is a wide range of grinding units available for the machine, for varying surfaces and conditions.

Technical Data Scan Combiflex 450 with water tank

Motor power: 2,2 kW

Voltage: 1 x 230 V

Current: 12 Amp

Frequency: 50/60 Hz

Speed: 500-1050/min

Weight: 100 kg

Grinding width: 450 mm

Grinding disc: 3 x 150 mm



Scan Combiflex 330

Scan Combiflex 330 is two machines in one. You can use SC330 for grinding small and medium sized floors but also as floor preparation before coating. With an easy operation you can move the head and the dustcover to the left or right and turn the machine into an edge grinder. SC330 is also easy to separate in two parts for lifting the machine in and out of your car.

Technical Data 330

Motor power: 2,2 kW

Voltage choice: 1 x 230 V / [3x400 V, 4 kW Motor]

Current: 12 Amp

Frequency: 50/60 Hz

Speed: 1430/ min

Weight: 65 kg

Grinding width: 330 mm

Grinding plate: 1 x 330 mm

We recommend ScanDust 2800 L

Scan Combiclean

Easy to handle combi machine that gets the work done.

Flexible

A compact machine that absorbs even in sharp narrow bends since the suction unit smoothly follows the movement of the machine. The handle can be folded to a height that suits you, which makes the machine easy to operate in cramped areas.

Robust

A screw head made of rustproof steel makes the machine impact resistant. A high pressure from the brush gives a perfectly clean result. Scan Combiclean works perfect together with our Dancer diamond polishing pads.

Ergonomic

A waste water tank with a low placed emptying tube makes the cleaning easy. The waste water tank is also easy to remove. The adjustable handle has many levels and the manoeuvre panel is easy to read due to the plain symbols.

Technical data

Work width:	38cm / 15"
Clean/waste water:	14 l / 16 l
Work time:	1,2 hours
Weight:	59 kg
Dimension:	75 x 47 x 103 cm



Scan Combiflex handyman

Scanmaskin introduces a new hand grinder for the Handyman - Scan Combiflex Handyman 125 mm.

Motor:

Effect: 1530 Watt

Voltage: 230V, 1-phase

Current: 10 Amp

Frequency: 50Hz

Weight: 4,7 kg

Grinding fact:

Grinding diameter: 125mm

RPM: 3400-8000/min

Delivered in a red metal box.

We recommend Scandust 1300.



Scan Dust - Industrial vacuumers



Scan Dust 6000

Scandust 6000 is a powerful and usable dust collector that is used together with our large grinding machine Scan Combiflex 700RC.

High capacity = Maximal suction power

Scandust 6000 is equipped with jet-puls, an efficient function for cleansing the filter.

Microfilter classification H-13.

Longopac is a bag system that gives you a simple and dust free dirt disposal, an important detail when handling fine and maybe health hazardous material.

Technical Data Scan Dust 6000

Motor power: 5,5 kW

Voltage: 3 x 400 V*/3 x 230 V

Max airflow: 530 m³/h

Max vacuum: 300 mbar

Hose: diam. 76 mm, 10m / diam. 50mm, 10m.

Inlet: 76/50 mm

Tube filter: Polyester 5,6m² (4x1,4m²) 99,5%

Microfilter: 3,04m² (4x0,76m²) 99,95%

Sound level: 70 dB

Filter cleaning: Automatic

Dimensions: 1140 x 720 x 1775

Weight: 206 kg

*Standard



Scan Dust 3000

ScanDust 3000 is a dust extractor made for professionals working in the industry and construction market. Our machines separate materials such as grind dust and leftovers that are hard to handle.

High capacity = Maximal suction power

Scandust 3000 is equipped with jet-puls, an efficient function for cleansing the washable and durable filter socks.

Automatic YD-Start

Microfilter classification H-13.

Scandust 3000 are equipped with Longopac.

Longopac is a bag system that gives you a simple and dust free dirt disposal, an important detail when handling fine and maybe health hazardous material.

Tehnickal Data Scan Dust 3000

Motor power: 3 kW

Voltage: choice 3 x 400 V/3 x 230 V

Max airflow: 320 m³/h

Max vacuum: 260 mbar

Hose: diam. 63,5, 10m

Inlet: diam. 63,5 mm

Tube filter: Polyester DOP 3,0m², 99,89%

Microfilter: HEPA 1x2,0m²

Sound level: under 65 dB

Filter cleansing: semi automatic

Dimensions: 90 x 60 x 170 cm

Weight: 80 kg

Scan Dust - Industrial vacuumers



Scan Dust 2800

Scandust 2800 is known for good suction capacity and high reliability. The cyclone separates rough material before any filter is charged. The rough filter package is made of washable and durable textile filter socks. The micro filter takes care of small health hazardous particles, H13-filter. (Hepa classification). In order to reach maximal suction capacity Scandust 2800 is equipped with the Jet-puls filter cleansing system. Longopac bag system is the smart way to handle collected material. A 20 meter long folded hose that will give you about 25 dust free bag changes.

Technical Data Scan Dust 2800

Motor power: 2,8 kW

Voltage: 1x230V

Max airflow: 420 m³/h

Max vacuum: 230 mbar

Hose: diam. 51 mm, 7,5m

Inlet: diam. 50 mm

Tube filter: Polyester DOP 3,0m², 99,89%

Microfilter: HEPA 2x0,5m²

Sound level: under 65 dB

Filter cleaning: semi automatic

Dimensions: 56 x 80 x 112 cm

Weight: 42 kg



Scan Dust 1300

Scandust 1300 is known for good suction capacity and high reliability. The cyclone separates rough material before any filter is charged. The rough filter package is made of washable and durable textile filter socks. The micro filter takes care of small health hazardous particles, H13-filter. (Hepa classification).

In order to reach maximal suction capacity Scandust 1300 is equipped with the Jet-puls filter cleansing system. Longopac bag system is the smart way to handle the collected material. A 20 meter long folded hose will give you about 25 dust free bag changes.

Technical Data Scan Dust 1300

Motor power: 1400 W

Voltage: 1 x 230 V

Max airflow: 230 m³/h

Max vacuum: 203 mbar

Hose: diam. 51mm, 7,5m

Inlet: diam. 50mm

Tube filter: Polyester DOP 1,4m², 99,89%

Microfilter: HEPA 1x0,5m²

Sound level: under 65 dB

Filter cleansing: Automatic

Dimensions: 40 x 70 x 105 cm

Weight: 20 kg

SCANMASKIN

MACHINES—MINERALS-KNOW-HOW

Sweden (Head Office)
Box 187
SE-437 22 Lindome
Tel: +46-31 99 49 70
Fax: +46-31 99 48 70
E-mail: scanbolagen@scanmaskin.com

Finland
Urakoitsijantie 15 D 2
FIN-06450 Porvoo / Borgå
Tele: +358-19 57 55 001
Fax: +358-19 57 55 002
E-mail: info@scanmineral.fi

Denmark
Torvegade 22
DK-7330 Brande
Søndre Molevei 4
DK-4600 Køge
Tel: +45-97 18 00 58
Fax: +45-97 18 45 58
E-mail: scanbolagen@scanmineral.com

Norway
Tomtveien 12
N-2015 Leirsund
Postboks 6, Furuset
N-1001 Oslo
Tel: +47-63 87 60 00
Fax: +47-60 87 60 01
E-mail: scanmineral@scanmineral.no